

# Classroom Sessions


- [Start and End a Classroom Session](#)
- [Configure a Classroom Schedule](#)
- [Viewing Past Sessions](#)

# Start and End a Classroom Session

A **classroom session** is the digital equivalent of a classroom period. When a classroom session begins, all enrolled students will automatically join.

## Starting a New Session (non-scheduled)

1. To start a session, sign in to [teacher.goguardian.com](https://teacher.goguardian.com).
2. Select the session length or custom end time from the drop-down menu.
3. (Optional) set the Chat setting to "on" or "off" to enable or disable Teacher Chat at the beginning of class.
4. Click Start Class to begin the session.



**Protip:** Classroom sessions can also be scheduled to run automatically using the Calendar. For more information on scheduling automated class sessions, please check out [this article](#) on Configuring Class Schedules.

## Switching Between Active Sessions

Multiple, concurrent sessions can be active at once. On the **Sessions** bar, click on any other active classes to switch between them.

Sessions

- Underwater Basket Weaving  
Currently viewing
- Basket Weaving 101  
44 minutes remaining

[Classrooms](#) > [Underwater Basket Weaving](#) > Live Session

Screens Timelines Screenshots Call Students Pear Deck Check-Ins NEW

Choose an action to guide students

Select students Sort By: First Name Tile size: max per row

Student 3  
Log into Facebook  
www.facebook.com

Student 5  
Netflix - Watch TV Shows Onl...  
www.netflix.com

Student 6  
ST Math  
play.stmath.com

## Ending a Session Early & Adding Additional Time to a Session

A session can be ended at any time by clicking the **End Session** button.

To **extend** a class session:

1. Click the **Update Time** button
2. Select the amount of time to extend the session or type in a new end time
3. Click **Update Session**

[Classrooms](#) > [Underwater Basket Weaving](#) > Live Session

295 mins remaining [Update Time](#) [End Session](#)

Screens Timelines Screenshots Call Students Pear Deck Check-Ins NEW

OFF Chat OFF Off-Task Alerts No scene applied

Choose an action to guide students

Open Tab Lock/Unlock device Exclude from session Apply a Scene Present Screen

Select students Sort By: First Name Tile size: max per row Student Groups

Student 3  
Games - Free Online Games a...  
www.addictinggames.com

Student 5  
Play Free Online Games on Po...  
www.pogo.com

Student 6  
Wikipedia:WikiProject Dacia - ...  
en.wikipedia.org

# Configure a Classroom Schedule

By configuring a classroom schedule, you can automate when classroom sessions start and stop. Classroom schedules can be configured to run multiple times a day and at different times throughout the week.

## Setting up a scheduled session

To set up automatic class sessions for a specific class:

1. Select a classroom
2. Click the Settings tab
3. Click the Scheduling tab
4. Click the Add Schedule button
5. Select a start time
6. Select an end time
7. Select the day(s) of the week
8. Click the Add Schedule button


Classrooms

Scenes

Calendar

Student Reports

Help

  
Give Pear Deck a try!

# 4th Period Math

Sessions  
Students  
Recordings  
Teachers  
**Settings**

Info

**Scheduling**

Reporting

## Scheduled Sessions

Manage the scheduled sessions for this classroom.

### Add a Scheduled Session

Create a recurring session for this classroom

DAYS AND TIMES MAY BE RESTRICTED BY ADMINISTRATOR

START TIME

11:00 AM

END TIME

12:00 PM

DAY

☐ ☐ ☐ ☐ ☐ ☒ ☐

S M T W Th F S

**Add Schedule**

## Using the Calendar

Automatic class sessions can also be managed by using the Calendar tab. The Calendar tab will display all actively scheduled classes as well as grant the option to Edit the schedule, cancel scheduled classes, or add a new scheduled class by clicking the "Add to Calendar" button.

Classrooms

Scenes

**Calendar**

Student Reports

Help

Give Pear Deck a try!

Calendar

← Previous

Next →

Add to calendar

Monday Apr 17	Tuesday Apr 18	Wednesday Apr 19	Thursday Apr 20	Friday Apr 21	Saturday Apr 22	Sunday Apr 23
<div>Big Brother 3:00am - 10:59am</div>	<div>Big Brother 3:00am - 10:59am</div>	<div>Big Brother 3:00am - 10:59am</div> <div>Edit • Cancel</div>	<div>Big Brother 3:00am - 10:59am</div> <div>Edit • Cancel</div>	<div>Big Brother 3:00am - 10:59am</div> <div>Edit • Cancel</div>		
<div>Distinguished Gentleman's Club 8:00am - 9:00am</div>	<div>Sung's Awesome Classroom 8:00am - 9:00am</div>	<div>Big Brother 11:00am - 6:59pm</div> <div>Edit • Cancel</div>	<div>Big Brother 11:00am - 6:59pm</div> <div>Edit • Cancel</div>	<div>Big Brother 11:00am - 6:59pm</div> <div>Edit • Cancel</div>		
<div>Cheese Pizza 8:00am - 9:00am</div>	<div>Big Brother 11:00am - 6:59pm</div> <div>Go to live session</div>	<div>Distinguished Gentleman's Club 12:20pm - 1:20pm</div> <div>Edit • Cancel</div>	<div>Distinguished Gentleman's Club 12:20pm - 1:20pm</div> <div>Edit • Cancel</div>	<div>Big Brother 7:00pm - 2:59am</div> <div>Edit • Cancel</div>		
<div>adfasdf 8:00am - 9:00am</div>	<div>Distinguished Gentleman's Club 11:10am - 12:00pm</div> <div>Go to live session</div>	<div>Big Brother 6:59pm - 2:59am</div> <div>Edit • Cancel</div>	<div>Big Brother 6:59pm - 2:59am</div> <div>Edit • Cancel</div>			

Help

**Pro-Tip: Set a reminder for yourself to turn off scheduled sessions before holiday vacations or at the end of the semester. This will prevent students from getting blocked by classes with default Scenes when they shouldn't be in session.**

# Viewing Past Sessions

Session data including student browsing history during class, Chat records, Screenshots taken by teachers, Student Check-Ins, and a log of Teacher Commands is automatically saved and can be accessed in the class session history at any time.

## To access previous class session data:

1. Navigate to the **Sessions** tab by clicking on the class tile or the "View Sessions" option from the Settings cogwheel menu.
2. Under the **Date, Time, and Running Time** columns, click on the previous class session you'd like to review
3. Select from the **Timelines, Screenshots, Command Log, and Check-Ins** tabs to sort by the respective data

### 4th Period Math

Sessions

Students

Recordings

Teachers

Settings

Sessions

View current and past sessions. [Click here](#) to learn more about sessions.

Date	Time	Running Time
Tue, Apr 25th	12:24 pm - 12:30 pm	6 min
Tue, Apr 25th	9:32 am - 9:33 am	1 min
Thu, Apr 20th	4:50 pm - 5:35 pm	45 min
<a href="#">Tue, Apr 18th</a>	<a href="#">3:03 pm - 3:11 pm</a>	8 min


# 4th Period Math

Time  
Apr 25th 12:24 pm - 12:30 pm

Timelines

Screenshots

Command Log

 Check-Ins NEW


Time  
Apr 25th 12:24 pm - 12:30 pm

Apr 25th 12:24 pm - 12:30 pm

Timelines

Screenshots

Command Log




Check-Ins

NEW

Timelines

Screenshots

Command Log




Check-Ins

NEW

Timelines

Screenshots

Command Log




Check-Ins

NEW

Timelines

Screenshots

Command Log



Check-Ins

NEW

Sort By: Last Name ▾    🔍    🔍    <    n    Off-Task Alerts Enabled    12:25 pm

Sort By: Last Name ▾    🔍    🔍    <    n    Off-Task Alerts Enabled    12:25 pm

Sort By: Last Name ▾    🔍    🔍    <    n    Off-Task Alerts Enabled    12:25 pm

Sort By: Last Name ▾    🔍    🔍    <    n    Off-Task Alerts Enabled    12:25 pm

Sort By: Last Name ▾    🔍    🔍    <    n    Off-Task Alerts Enabled    12:25 pm

Sort By: Last Name   < n Off-Task Alerts Enabled 12:25 pm

Sort By: Last Name ▾      < n    Off-Task Alerts Enabled    12:25 pm


**Student 1**


**Student 1**

**Student 2**

**Student 2**

SP **Student 3** **Student 4**

SP **Student 3** **Student 4**

SA Student 4

Student 5

SA Student 4

Student 5

co Student 5

co Student 5