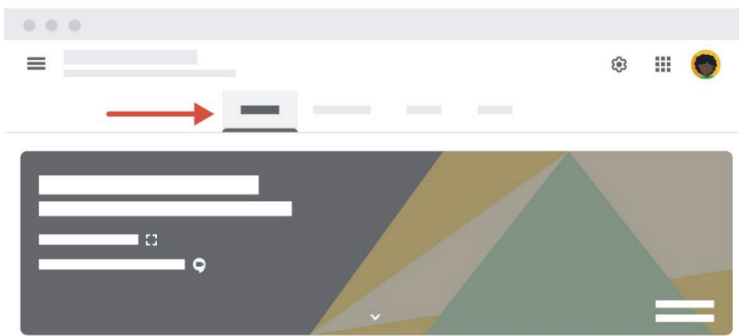


The Google Classroom page

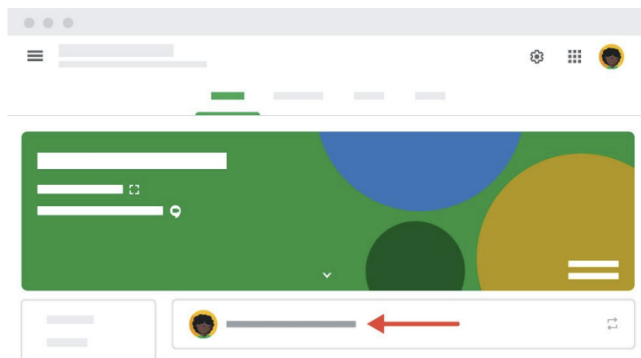
Stream

Google Classroom has four tabs at the top of the page. The Stream tab is a list of all the activities in the class. This includes messages and resources shared.

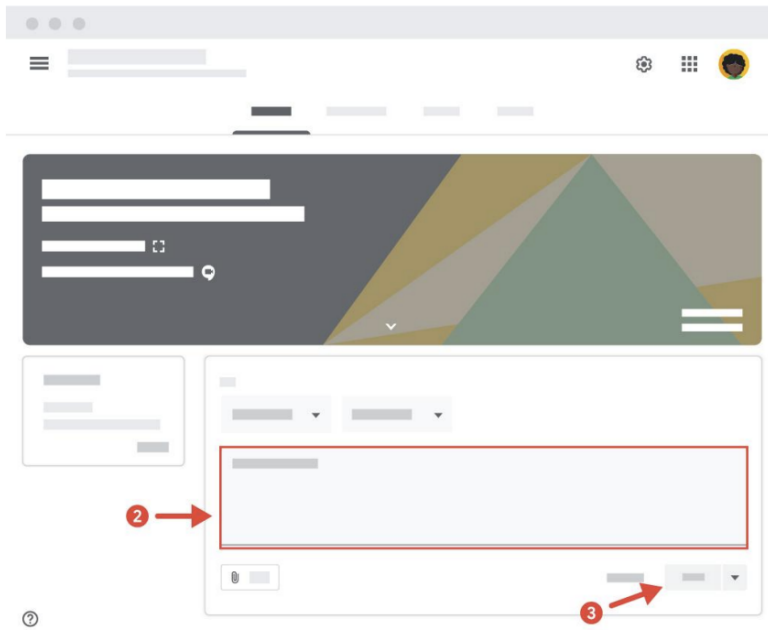


Teachers and students can add messages to the stream for the rest of the class to see.

Post a message or notice



1. Click Share something with your class.



2. The box will open up, displaying more options. The main area shown above is where you click and type in your message.
3. When ready click Post to publish your message to all the class member's Streams. Your message will now be visible to all students.

Revision #1

Created 2024-07-30 10:31:23 EDT by Matthew Goldflam

Updated 2024-08-12 12:23:06 EDT by Matthew Goldflam