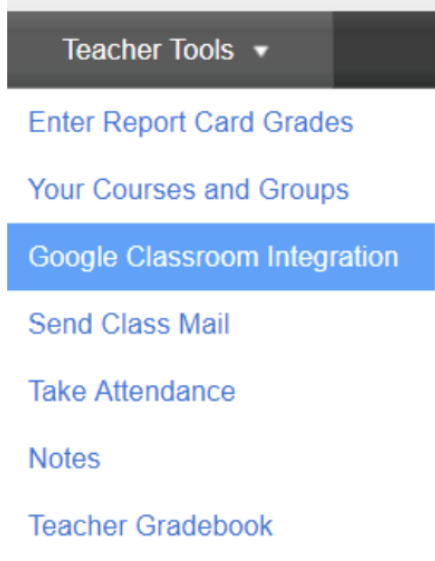


Connect your Google Classroom classes to ParentLocker

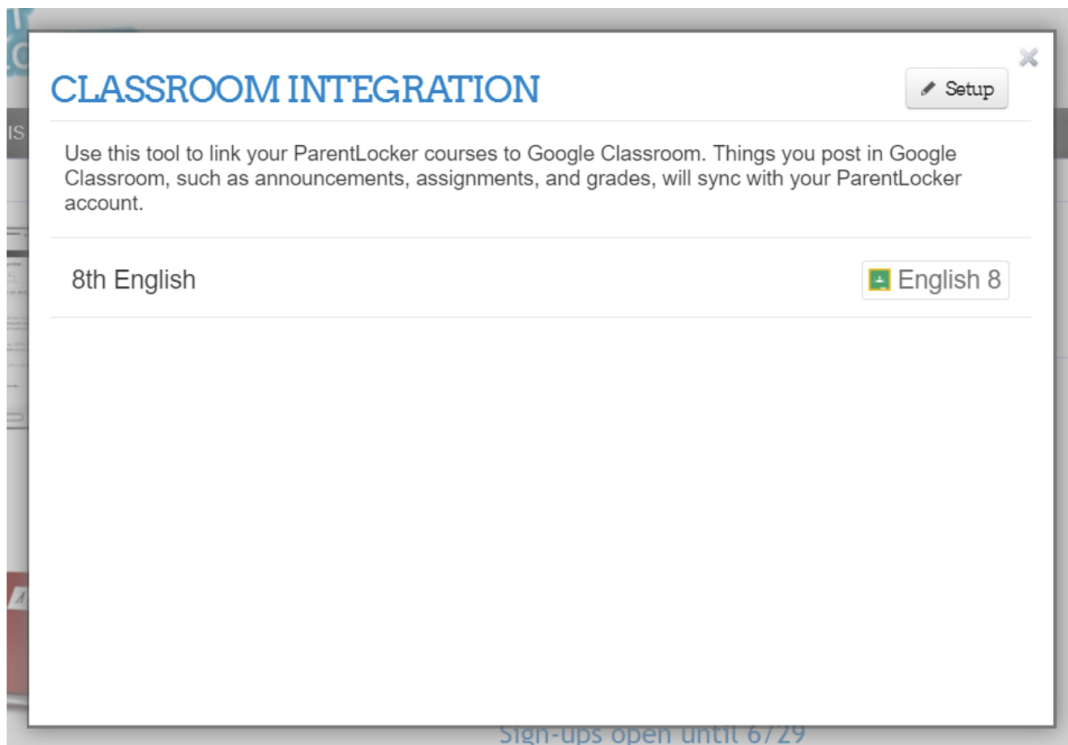
ParentLocker lets you connect your ParentLocker courses to **Google Classroom**. Assignments, announcements, and grades posted in Classroom will automatically sync in ParentLocker, making it easy for you to manage coursework, post classwork, import grades, and engage students and parents.

To link your courses to Google Classroom, follow these steps.

1. Click "**Google Classroom Integration**" in your Teacher Tools menu:



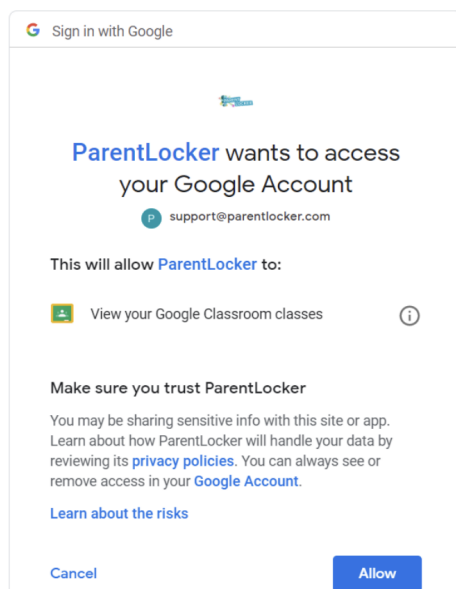
2. Next, you will see a list of your ParentLocker courses.



3. Click **Setup** on the top right. A popup will open up asking you to choose your Google account.

Make sure you select your school email address.

4. Next, authorize ParentLocker to access your Google Classrooms. Click **Allow** at the bottom of the screen.



5. Next, you will see a dropdown box next to each of your courses. Select the relevant Google

Classroom from the dropdown for each of your courses.

6. Click **Save**.

That's it! Your Courses and Gradebook will now sync with Google Classroom.

Revision #1

Created 29 July 2024 08:32:32 by Matthew Goldflam

Updated 29 July 2024 12:35:29 by Matthew Goldflam